

Scaled data based on original data using  
LM-79-08 Approved Method: Electrical and Photometric Measurements of Solid-  
State Lighting Products

Test Report Prepared for  
Cooper Lighting Solutions  
(formerly Eaton)

Brand: INVUE

Report Number: P401343

Luminaire Tested: **ENT-SA1C-750-U-SL3-HSS**

Issue Date: 5/20/2020

**Test Information**

Test Method: LM-79-08  
Report Number: P401343  
TEST IS SCALED FROM IESNA LM-79-08 TEST DATA (G1-2004-754-4)  
Test Lab: INNOVATION CENTER  
Issue Date: 5/20/2020  
Manufacturer: COOPER LIGHTING SOLUTIONS (FORMERLY EATON)  
Product Line: INVUE  
Catalog Number: ENT-SA1C-750-U-SL3-HSS  
Description: ENTRI LED LUMINAIRE  
(1) 70 CRI, 5000K, 615mA LIGHTSQUARE WITH 16 LEDS AND TYPE III SPILL  
LIGHT ELIMINATOR OPTICS WITH HOUSE SIDE SHIELD  
Light Source: -  
Ballast/Driver: ELECTRONIC DRIVER

**Summary**

Lumens per Lamp: N/A  
Luminaire Lumens: 3780 lumens  
Efficiency: N/A  
Efficacy: 113.5 lumens/watt  
Luminous Opening: Rectangular (W 0.5' x L: 0.5' x H: 0')  
IES Classification: Type III - Short - Semi-Cutoff  
BUG Rating: B1 - U0 - G1

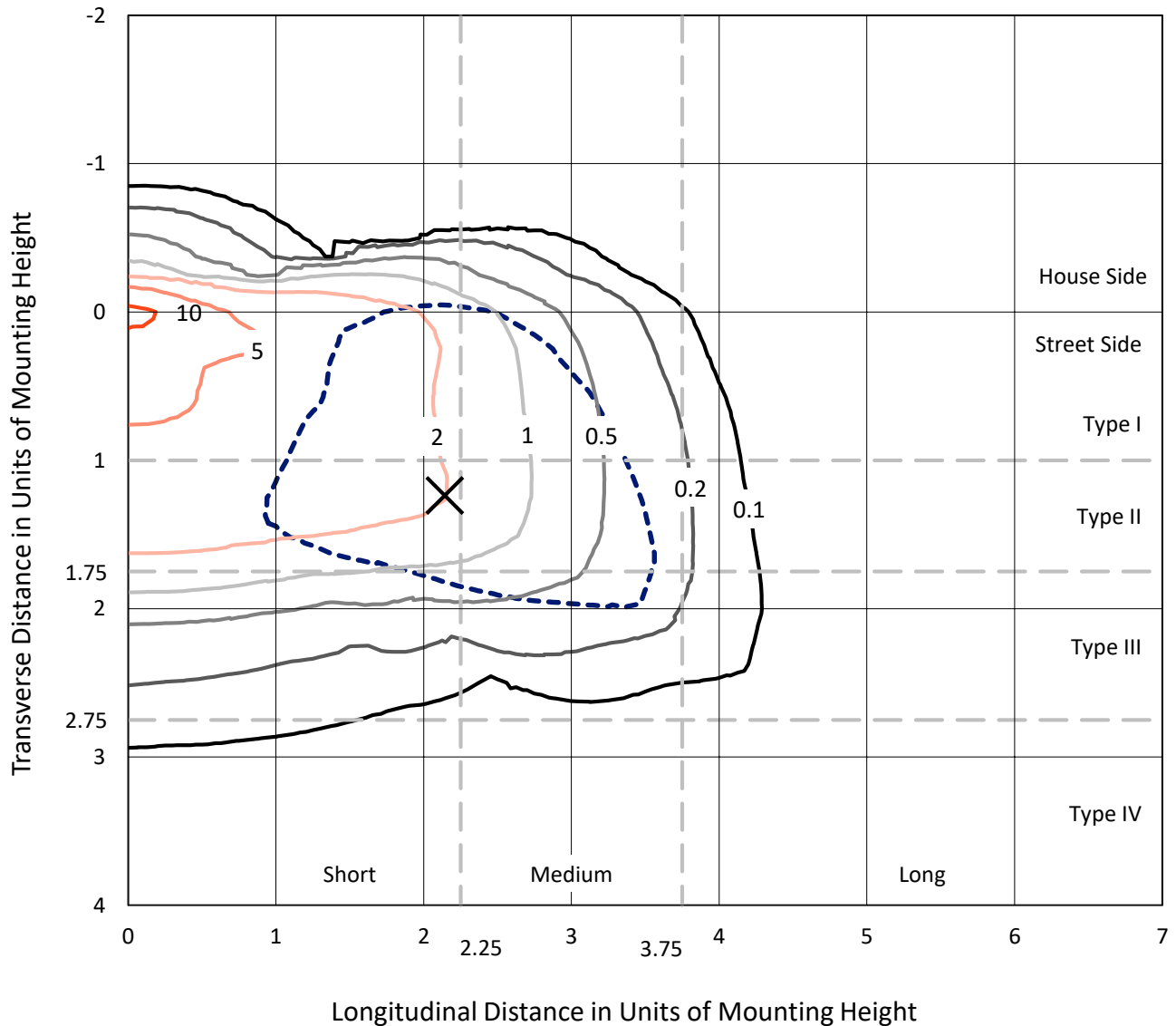
Input Watts (W): 33.3  
Input Voltage (V): NR  
Input Current (Ain): NR  
Voltage Rise (V): NR  
Power Factor: NR  
Total Harmonic Distortion (THDi): NR  
Frequency (hertz): 60  
Stabilization Time: NR  
Operation Time: NR  
Ambient Temperature (°C): NR  
Test Distance: 25 FT



REPORT NUMBER: P401343  
 CATALOG NUMBER: ENT-SA1C-750-U-SL3-HSS

### Iso-Footcandle Lines of Horizontal Illumination

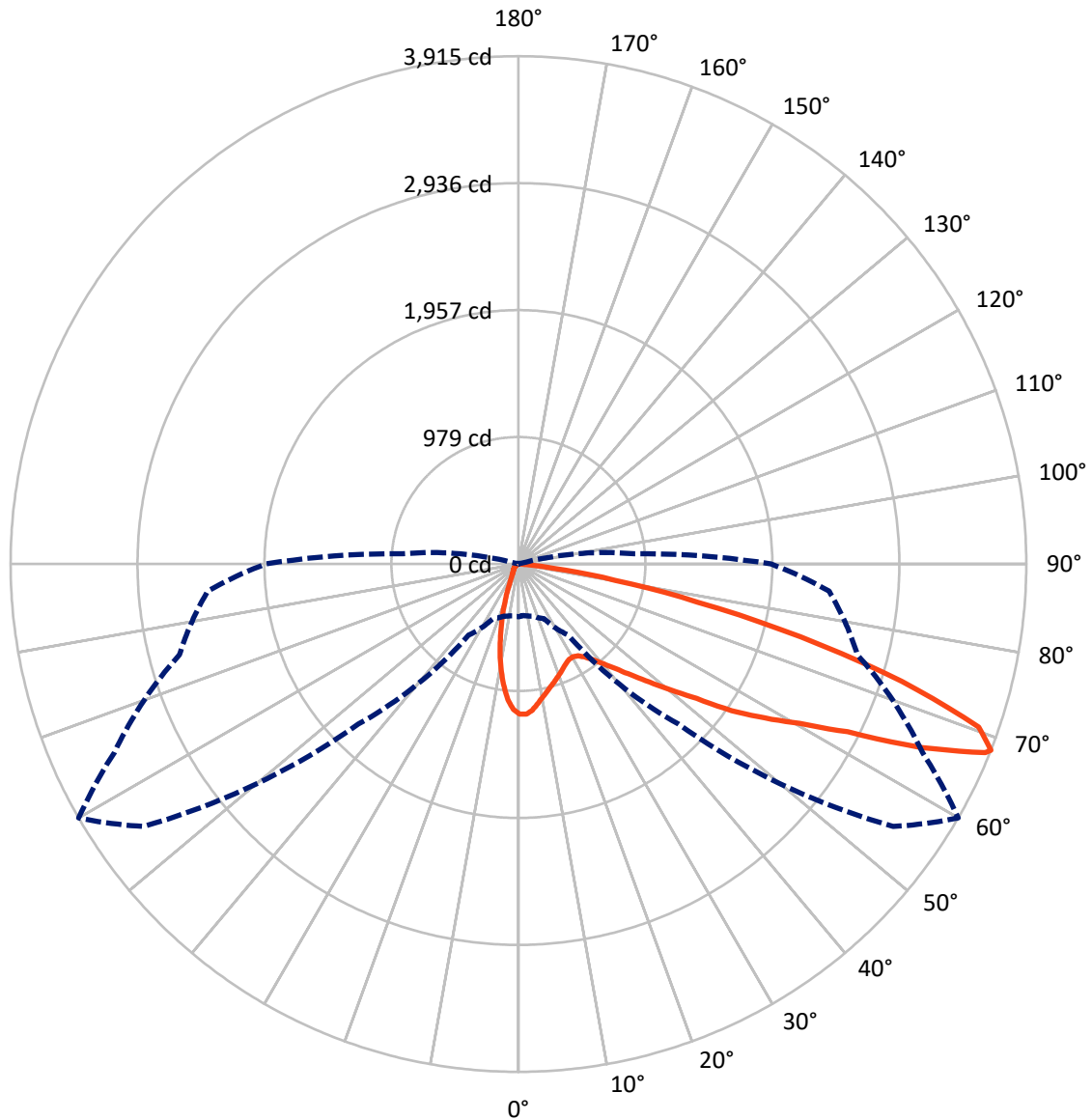
✕ Max cd  
 - - - 1/2 Max cd



Based on 10 foot mounting height. Maximum calculated value = 11.6 fc  
 Type III - Short - Semi-Cutoff

REPORT NUMBER: P401343  
CATALOG NUMBER: ENT-SA1C-750-U-SL3-HSS

### Luminous Intensity Polar Plot



— Vertical Plane Through 60-Deg Lateral    - - - Horizontal Cone Through 68-Deg Vertical

REPORT NUMBER: P401343

CATALOG NUMBER: ENT-SA1C-750-U-SL3-HSS

**FLUX DISTRIBUTION:**

		Downward	Upward	Total
<b>House Side</b>	Lumens	422.6	0.0	422.6
	% Fixture	11.2	0.0	11.2
<b>Street Side</b>	Lumens	3357.4	0.0	3357.4
	% Fixture	88.8	0.0	88.8
<b>Total</b>	Lumens	3780.0	0.0	3780.0
	% Fixture	100.0	0.0	100.0

**Coefficient of Utilization**

**ZONAL LUMENS:**

Zone	Lumens	% Fixture
0°-10°	93.9	2.5
10°-20°	191.5	5.1
20°-30°	252.1	6.7
30°-40°	347.9	9.2
40°-50°	527.4	14.0
50°-60°	851.1	22.5
60°-70°	1011.0	26.7
70°-80°	476.6	12.6
80°-90°	28.5	0.8
90°-100°	0.0	0.0
100°-110°	0.0	0.0
110°-120°	0.0	0.0
120°-130°	0.0	0.0
130°-140°	0.0	0.0
140°-150°	0.0	0.0
150°-160°	0.0	0.0
160°-170°	0.0	0.0
170°-180°	0.0	0.0
0°-90°	3780.0	100.0
0°-180°	3780.0	100.0



REPORT NUMBER: P401343

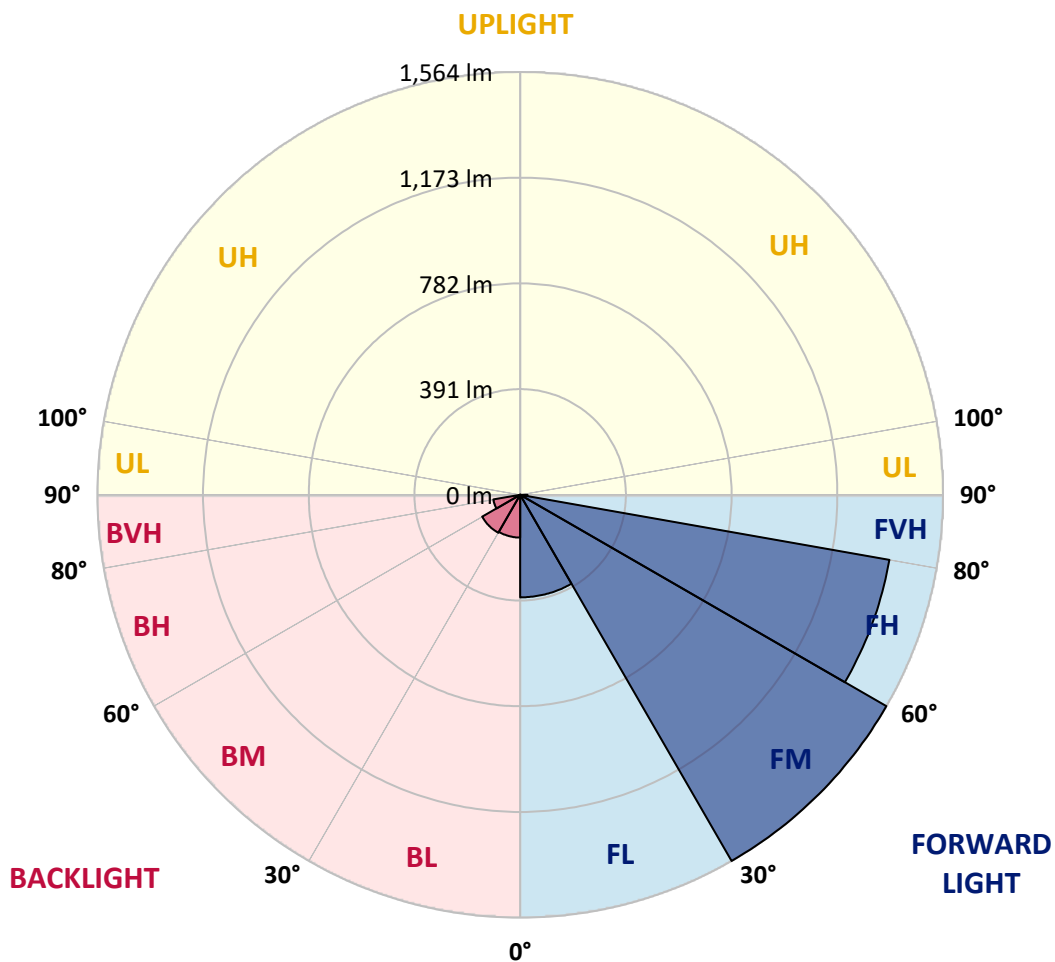
CATALOG NUMBER: ENT-SA1C-750-U-SL3-HSS

**LUMINAIRE CLASSIFICATION SYSTEM LUMEN TABLE AND BUG RATING:**

Zone		Lumens	% Fixture	Zone Rating/Lumen Limit		
				B	U	G
FL	(0°-30°)	379.4	10.0			
FM	(30°-60°)	1564.0	41.4			
FH	(60°-80°)	1386.8	36.7			G1/1800
FVH	(80°-90°)	27.2	0.7			G1/100
BL	(0°-30°)	158.1	4.2	B1/500		
BM	(30°-60°)	162.5	4.3	B0/220		
BH	(60°-80°)	100.8	2.7	B0/110		G0/110
BVH	(80°-90°)	1.2	0.0			G0/10
UL	(90°-100°)	0.0	0.0		U0/0	
UH	(100°-180°)	0.0	0.0		U0/0	

**BUG Rating: B1-U0-G1**

Type III Short





REPORT NUMBER: P401343

CATALOG NUMBER: ENT-SA1C-750-U-SL3-HSS

**CANDELA DISTRIBUTION (FULL):**

	0°	5°	15°	25°	35°	45°	55°	60°	65°	75°	85°
0°	1157.0	1157.0	1157.0	1157.0	1157.0	1157.0	1157.0	1157.0	1157.0	1157.0	1157.0
2.5°	1146.8	1144.2	1151.2	1153.2	1155.1	1158.9	1158.3	1158.9	1159.6	1158.3	1150.6
5°	1068.5	1073.0	1079.4	1087.7	1096.1	1115.3	1123.0	1130.7	1135.9	1139.7	1132.6
7.5°	991.5	1000.5	1005.7	1021.0	1033.9	1053.8	1070.4	1083.9	1096.7	1110.8	1103.8
10°	930.0	933.2	937.7	951.8	971.0	1001.2	1023.0	1039.6	1055.0	1078.8	1073.0
12.5°	869.7	871.6	880.6	896.0	915.9	953.1	981.9	1001.2	1018.5	1048.0	1048.6
15°	825.4	826.1	831.8	846.0	869.0	908.8	946.0	967.2	991.5	1027.5	1029.4
17.5°	796.6	795.9	797.2	806.2	828.0	865.8	910.7	935.7	964.6	1010.8	1012.7
20°	787.6	786.3	783.7	781.8	795.3	828.0	878.7	906.2	940.2	998.6	999.2
22.5°	795.3	792.7	787.0	776.0	779.9	801.1	843.4	876.7	918.4	992.2	987.7
25°	813.9	813.9	806.2	788.9	779.9	784.4	818.4	850.4	896.6	989.0	979.4
27.5°	844.7	843.4	833.1	815.2	798.5	786.3	803.0	833.1	880.6	992.8	975.5
30°	881.9	878.0	867.1	854.3	833.8	807.5	806.2	828.6	872.9	1005.0	978.1
32.5°	917.1	917.1	912.7	900.5	880.6	846.0	826.1	844.0	882.5	1024.9	986.4
35°	960.8	960.1	961.4	956.9	939.6	903.0	871.0	879.9	912.0	1058.2	1006.3
37.5°	995.4	996.0	1006.9	1014.6	1006.9	968.5	935.1	935.1	962.0	1108.3	1040.3
40°	1029.4	1030.7	1051.2	1073.6	1075.6	1044.8	1012.7	1012.1	1027.5	1169.8	1092.9
42.5°	1060.2	1065.3	1094.8	1133.3	1155.7	1135.2	1111.5	1103.8	1111.5	1262.8	1178.2
45°	1092.9	1103.1	1144.2	1200.0	1236.5	1237.2	1228.2	1219.2	1223.1	1367.4	1292.3
47.5°	1135.2	1146.8	1198.1	1266.7	1336.0	1353.9	1362.3	1359.0	1348.8	1499.5	1439.9
50°	1203.8	1214.7	1262.8	1339.8	1434.7	1499.5	1522.0	1525.8	1512.3	1645.7	1607.3
52.5°	1320.6	1327.0	1371.9	1432.8	1539.3	1660.5	1719.5	1720.1	1690.0	1817.0	1788.1
55°	1445.6	1462.3	1514.9	1585.4	1695.1	1831.1	1978.6	1994.6	1901.6	1967.1	1920.2
57.5°	1447.6	1463.6	1550.8	1686.1	1915.7	2096.0	2227.4	2239.0	2135.7	2087.6	2044.7
60°	1294.9	1303.2	1424.5	1622.6	1994.6	2453.2	2510.9	2493.6	2299.9	2212.1	2200.5
62.5°	913.9	917.8	1061.5	1322.5	1820.2	2623.8	2942.6	2849.6	2533.4	2395.5	2434.0
65°	575.3	573.4	633.0	841.5	1353.9	2455.8	3476.2	3408.2	2962.4	2625.1	2616.1
67.5°	424.6	414.3	430.4	495.1	773.5	1927.9	3574.3	3880.9	3371.0	2720.7	2458.3
68°	407.3	398.3	415.0	465.0	668.9	1745.1	3526.8	3914.9	3435.8	2705.3	2404.5
70°	345.7	337.4	351.5	389.3	465.6	1132.6	3111.9	3764.1	3494.8	2574.4	2119.1
72.5°	245.6	250.1	287.3	334.1	394.4	581.1	2291.6	3091.4	3006.1	2289.7	1612.4
75°	145.6	153.9	202.7	269.4	362.4	383.5	1478.3	2247.3	2205.6	1585.4	873.5
77.5°	51.3	54.5	100.7	179.6	298.9	304.0	823.5	1412.9	1314.1	647.8	257.8
80°	18.6	18.6	37.2	100.1	193.0	232.2	437.4	754.2	518.9	168.0	71.2
82.5°	3.2	3.2	8.3	34.0	85.3	123.8	203.3	268.1	153.9	37.2	35.3
85°	0.0	0.0	0.0	0.0	1.3	1.3	59.6	60.3	28.2	5.1	15.4
87.5°	0.0	0.0	0.0	0.0	0.0	0.6	1.3	1.3	1.3	1.3	1.9
90°	0.0	0.0	0.0	0.0	0.0	0.0	0.0	0.0	0.0	0.0	0.0



REPORT NUMBER: P401343

CATALOG NUMBER: ENT-SA1C-750-U-SL3-HSS

**CANDELA DISTRIBUTION (continued):**

	90°	95°	105°	115°	125°	135°	145°	155°	165°	175°	180°
0°	1157.0	1157.0	1157.0	1157.0	1157.0	1157.0	1157.0	1157.0	1157.0	1157.0	1157.0
2.5°	1147.4	1146.1	1139.1	1126.2	1115.3	1097.4	1094.2	1076.8	1070.4	1065.3	1070.4
5°	1127.5	1120.5	1096.7	1067.9	1028.7	982.6	955.6	918.4	910.7	890.2	902.4
7.5°	1094.8	1078.8	1034.5	972.3	900.5	829.9	776.0	724.1	679.8	664.5	660.0
10°	1060.2	1037.7	963.3	867.1	763.2	654.8	574.7	499.6	457.9	418.8	417.5
12.5°	1027.5	993.5	885.7	751.7	606.7	477.8	373.9	295.0	245.6	218.7	225.8
15°	1001.2	955.6	807.5	636.2	452.8	307.9	211.6	161.0	143.7	135.3	136.6
17.5°	975.5	915.2	731.8	515.7	322.6	189.8	137.3	119.9	114.8	112.9	111.6
20°	952.4	876.1	652.3	406.6	212.9	131.5	112.9	107.1	105.2	103.9	103.9
22.5°	929.3	835.1	572.7	301.4	145.6	107.7	101.3	98.8	97.5	95.6	95.6
25°	908.2	795.3	493.2	211.0	111.6	96.2	91.7	89.1	86.6	84.7	84.7
27.5°	892.1	765.1	419.5	149.4	93.6	86.6	82.1	77.6	74.4	71.8	71.8
30°	881.9	735.6	348.3	112.9	83.4	77.0	71.2	65.4	60.3	57.1	56.4
32.5°	876.1	711.3	282.2	92.4	74.4	67.3	60.3	53.9	48.1	44.3	44.3
35°	878.7	692.0	216.1	78.2	67.3	59.0	51.3	43.6	38.5	35.3	34.6
37.5°	895.3	681.1	161.0	69.3	60.3	51.3	43.6	35.9	30.8	28.2	27.6
40°	926.8	683.7	122.5	62.9	55.2	44.9	35.9	29.5	25.0	22.4	22.4
42.5°	990.3	702.3	96.8	57.7	49.4	38.5	30.1	24.4	20.5	18.6	18.0
45°	1074.3	737.6	79.5	53.2	43.6	32.7	25.7	20.5	16.7	14.8	14.8
47.5°	1201.3	794.0	68.6	48.7	37.8	27.6	21.2	16.7	12.8	11.5	10.9
50°	1348.1	872.9	60.3	43.6	33.4	23.1	18.0	12.8	10.3	8.3	8.3
52.5°	1498.2	960.8	54.5	39.1	28.9	19.9	14.1	9.6	7.1	5.8	5.8
55°	1636.1	1034.5	48.7	35.3	24.4	16.7	11.5	7.7	5.1	3.8	3.8
57.5°	1769.5	1101.9	42.3	30.8	19.9	13.5	9.0	5.8	3.8	2.6	2.6
60°	1936.9	1189.1	36.6	26.3	16.0	10.9	7.1	4.5	2.6	1.9	1.3
62.5°	2138.9	1252.6	30.8	21.2	12.8	8.3	5.1	3.2	1.9	0.6	0.6
65°	2213.3	1168.6	25.7	17.3	10.3	6.4	3.8	2.6	1.3	0.6	0.6
67.5°	2005.5	941.5	20.5	13.5	7.7	4.5	3.2	1.9	1.3	0.6	0.6
68°	1947.8	895.3	19.9	12.8	7.1	4.5	2.6	1.9	0.6	0.6	0.0
70°	1644.5	719.0	16.0	9.6	5.8	3.8	2.6	1.3	0.6	0.6	0.0
72.5°	1219.2	495.8	11.5	6.4	3.8	2.6	1.9	1.3	0.6	0.6	0.0
75°	643.3	193.0	9.0	5.1	3.2	2.6	1.9	1.9	1.3	0.6	0.6
77.5°	184.7	60.9	7.1	3.8	3.2	3.2	3.2	2.6	2.6	1.9	1.3
80°	53.9	19.9	4.5	2.6	3.2	3.2	3.8	3.2	3.2	2.6	2.6
82.5°	28.9	7.7	2.6	1.9	1.9	2.6	3.2	2.6	1.9	1.3	0.6
85°	12.2	2.6	1.9	1.3	1.3	1.3	1.3	1.3	1.3	0.6	0.6
87.5°	0.6	1.3	1.3	0.6	0.6	0.6	0.6	0.6	0.6	0.6	0.6
90°	0.0	0.0	0.0	0.0	0.0	0.0	0.0	0.0	0.0	0.0	0.0

(END OF REPORT)